

SITE-LOG LFCB

Product Specifications



OVERVIEW

The SITE-LOG LFCB (high accuracy) data loggers are 7-channel, battery powered, stand-alone current DC data loggers, with storage up to 4 MB of data in non-volatile flash memory. Input current signals can be from sensors, transducers, transmitters or any other common current sources.

Its on-board temperature channel provides environment monitoring and temperature compensation.

Its aluminum enclosure makes it excellent in the harshest industrial environment.

Plug & Play USB port and versatile custom equation simplify communications and engineering unit conversion. 16-bit ADC makes it well suited for science and laboratory applications where precise and accurate measurements are critical.

Simply plug the logger to computer's USB port, and the software automatically recognizes it and handles the configuration, downloading, graph viewing and more...

FEATURES

High Data Resolution:

The 16-bit analog-to-digital converter meets most high-resolution requirements.

Large Memory Size:

The 4-Mega-Byte Memory stores years of measurements.


Programmable Input Ranges:

One on-board thermistor channel monitors ambient temperature. Seven range-programmable voltage external input channels cover wide measurement requirements.

Multiple Communication Interfaces:

The SITE-LOG data loggers can be accessed via USB, MODEM, or Ethernet connections with auto baud rate of up to 115 kbps.

Its on-board TTL serial port and USB interfaces meet most communication requirements.



10-Year Battery Life:

The internal lithium battery provides over 10 years of instantaneous logging operation when sampling at an interval of one minute.

Fast Sampling Mode:


The SITE-LOG data loggers can log data with the sampling interval as fast as 20 milliseconds, replacing data acquisition devices.

Alarm and Excitation Output:

The SITE-LOG data logger notifies the alarm condition over alarm terminal strips or


communication lines. (USB, Serial Port, MODEM)

Excitation control turns on the power of external transmitter/transducer only when the logger is sampling.



Rugged Physical Design:

The rugged aluminum enclosure and coated PCB makes the SITE-LOG data loggers perfect in the harshest industrial environment.



SITEVIEW SOFTWARE FEATURES

SiteView is a PC based application works with SITE-LOG Series data loggers for downloading, configuration and data analyzing and plotting.

Its user-friendly graphic interface plus powerful functionalities fit both novice and advanced users.

The versatility of custom equation and custom-line equation handle complicated measurement requirements.

Features:

- ❖ Support USB, Serial port and Ethernet connections for easy local and remote access

Microedge Instruments Inc.
407 - 15216 North Bluff Road
White Rock, BC, Canada, V4B 0A7

Toll Free: 1.877.352.9158
info@microedgeinstruments.com
www.microedgeinstruments.com

- ❖ Fast communication speed up to 115200 bps makes downloading fast
- ❖ Real-time view and chart recording replaces chart recording device
- ❖ Custom equation and custom-line equation solves scientific and laboratory algorithm difficulties
- ❖ Zoom in/zoom out, annotation/label of graph functions provide detailed view of data
- ❖ Multiple file loading allows easy data comparison
- ❖ Dynamic statistics provides detailed information of current zoomed view
- ❖ Export to CSV, TXT, BMP, JPG, TIF, PNG, GIF file formats.

The screenshot displays the SiteView by Microedge Instruments software interface. The main window shows a 'Real-Time' view of a 'Site-Log LPVB-1 (S/N: 010701000649)'. The interface includes a menu bar (File, View, Tools, Help), a toolbar with options like 'Unit Category', 'Equation', and 'Custom-Line Equation', and a 'USB Port' section showing the device's properties (Baud Rate: 115200 Bits/second, Timeout: 5000 Milliseconds). The 'General' tab is active, displaying 'LED light when sampling' (unchecked), 'Description: New Logger', 'Sampling Interval: 1 Minute', 'Start Time: 6/29/2013 11:19:52 PM', and 'End Time:'. A 'Logging Method' section indicates 'Overwrite oldest data w', 'Total Memory: 2095104 Readings', and 'User Selected Memory: 2095104 Readings'. A 'Used M' section shows '7600 R'. A 'Configuration Dialog' is open, showing 'Dataset/Plot Settings' and 'View Layout' options. A 'Graph View' shows a real-time plot of data. A 'Tabular View' displays a table of logged data:

Time	#0: CH0 [°C]	#1: CH1 [mV]	#2: CH2 [mV]
6/29/2013 11:19:52 PM	24.27	0.610	0.305
6/29/2013 11:20:52 PM	24.40	0.610	0.610
6/29/2013 11:21:52 PM	24.37	0.610	0.610
6/29/2013 11:22:52 PM	24.25	0.610	0.610

An 'Equation Editor' window is also visible, showing a custom equation for dew point calculation:

```

double DewPointEquation(double Input)
{
    double logE;
    double temperature;
    double rh = Channels[1].Measurement;
    double dew_point = DewPoint(temperature, rh);
    return dew_point;
}

```

Product Identification	
Product Name	SITE-LOG
Model	LFCB-1, LFCB-2
Inputs	
Connections	Pluggable terminal block for seven external channels, excitation controls and alarm outputs.
Channels	One on-board thermistor temperature (-40°C ~ 70°C, -40°F ~ 158°F). Seven external Current DC. For /LFCB-1: seven 4-20 mA channels. For LFCB-2: seven 50 mA channels.
Resolution	0.0018%
Accuracy	Thermistor channel: +/- 0.2°C(0°C ~ 70°C, 32°F ~ 158°F) Current channel: ± 0.1% FSR @ 25°C
Load Resistor	12 Ohms
Over-current protection	± 100 mA
Alarms	
Channel Alarms	Two editable alarm thresholds per channel.
Alarm Outputs	ALARM1 & A2/EXT terminal strips can be configured as alarm outputs. Alarm-On: MOSFET(N-Channel) switch on. Alarm-Off: MOSFET(N-Channel) switch off. Max Power: 200mA @ 24VDC. With purchase of SiteView software, the SITE-LOG can report alarm status to host PC via USB, Modem or Ethernet Device Server.
Alarm-On Delay:	Programmable 0 - 10 minutes delay with 1-minute increments.
Alarm Indicator	On-board LED lights in red when in alarm condition.
On-board Memory	
Capacity	4 Mega bytes (2 Mega measurements).
Data Retention	Over 20 years.
Sampling & Logging	
Sampling Interval	20 milliseconds to 12 hours user selectable. ^[1]
Logging Mode	Stop recording or FIFO when memory is full.
Logging Activation	Programmable instant, start delay or field push-button activation.
Communications	
Interface	USB(USB cable included). AUX(RJ11) for direct TTL level communications. With purchase of DeviceServer Kit, the SITE-LOG logger can be connected to Ethernet for remote access.

Baud Rate	Auto-detect baud rate from 2400 to 115200 bps on both USB and AUX ports.
Battery	
Power	Built-in 3.6V Lithium Battery.
Life Cycle	10 years based on 1 minute sampling interval.
Software	
SiteView ^[2]	Configuration, downloading, plotting, real-time view, custom calibration and custom equation.
Software Requirements	Computer with 1.0 GHz or faster processor 256 MB Memory or higher 1.0 GB of available hard-drive space or higher Windows XP with SP2 or later, Vista, Window 7 At least one USB port or one COM port
Physical	
Material	Aluminum enclosure.
PCB Treatment	Conformal coating.
Dimension	88 X 64.2 X 24 mm (3.46 X 2.53 X 0.95 inches)
Weight	200g.
Mounting	Probe/Wall-mount holes for hanging/mounting.
Others	
LED Indicator	Tri-Color LED: (can be disabled for power saving) Normal Sampling: green when sampling Alarm: red when sampling Low Battery: amber when sampling.
Excitation Control	A2/EXT terminal strip can be configured as excitation control output for driving the power of connected devices. Warm-up delay Interval settings: 10 to 240 seconds with 10-second increments.
Operating Environment	-40 ~ +70°C (-40°F ~ 158°F), 0~95%RH non-condensing.
Clock Accuracy	± 1 minute per month.
Approvals	CE, FCC

[1]: Maximum enabled channel: 1 for 20ms interval, 2 for 30ms, 8 for 40ms or bigger interval. External power supply required if the sampling interval is less than five seconds.

[2]: Sold separately.

LOGGING CAPACITY TABLE

Sampling Interval	Enabled Channel	Logging Capacity	Sampling Interval	Enabled Channel	Logging Capacity
1 minute	1	3.98 years	1 second	1	24 days
1 minute	2	727 days	1 second	2	12 days
1 minute	8	181 days	1 second	8	3 days
10 seconds	1	242 days	100 ms	1	58 hours
10 seconds	2	121 days	100 ms	2	29 hours
10 seconds	8	30 days	100 ms	8	7.2 hours